



hnRNP M Polyclonal Antibody

Catalog No	YP-Ab-01811
Isotype	IgG
Reactivity	Human;Mouse;Rat
Applications	WB;IHC;IF;ELISA
Gene Name	HNRNPM
Protein Name	Heterogeneous nuclear ribonucleoprotein M
Immunogen	The antiserum was produced against synthesized peptide derived from human hnRNP M. AA range:11-60
Specificity	hnRNP M Polyclonal Antibody detects endogenous levels of hnRNP M protein.
Formulation	Liquid in PBS containing 50% glycerol, 0.5% BSA and 0.02% sodium azide.
Source	Polyclonal, Rabbit,IgG
Purification	The antibody was affinity-purified from rabbit antiserum by affinity-chromatography using epitope-specific immunogen.
Dilution	Western Blot: 1/500 - 1/2000. Immunohistochemistry: 1/100 - 1/300. Immunofluorescence: 1/200 - 1/1000. ELISA: 1/40000. Not yet tested in other applications.
Concentration	1 mg/ml
Purity	≥90%
Storage Stability	-20°C/1 year
Synonyms	HNRNPM; HNRPM; NAGR1; Heterogeneous nuclear ribonucleoprotein M; hnRNP M
Observed Band	78kD
Cell Pathway	Nucleus, nucleolus .
Tissue Specificity	Brain,Cervix carcinoma,Duodenum,Epithelium,Lymph,Placenta,T
Function	alternative products:Experimental confirmation may be lacking for some isoforms,function:Pre-mRNA binding protein in vivo, binds avidly to poly(G) and poly(U) RNA homopolymers in vitro. Involved in splicing. Acts as a receptor for carcinoembryonic antigen in Kupffer cells, may initiate a series of signaling events leading to tyrosine phosphorylation of proteins and induction of IL-1 alpha, IL-6, IL-10 and tumor necrosis factor alpha cytokines.,PTM:Sumoylated.,similarity:Contains 3 RRM (RNA recognition motif) domains.,subunit:Identified in the spliceosome C complex, at least composed of AQR, ASCC3L1, C19orf29, CDC40, CDC5L, CRNKL1, DDX23, DDX41, DDX48, DDX5, DGCR14, DHX35, DHX38, DHX8, EFTUD2, FRG1, GPATC1, HNRPA1, HNRPA2B1, HNRPA3, HNRPC, HNRPF, HNRPH1, HNRPK, HNRNPM, HNRPR, HNRPU, KIAA1160, KIAA1604, LSM2, LSM3, MAGOH, MORG1, PABPC1, PLRG1, PNN, PPIE, PPIL1, PPIL3, PPWD1, PRPF19, PRPF4B



Background

This gene belongs to the subfamily of ubiquitously expressed heterogeneous nuclear ribonucleoproteins (hnRNPs). The hnRNPs are RNA binding proteins and they complex with heterogeneous nuclear RNA (hnRNA). These proteins are associated with pre-mRNAs in the nucleus and appear to influence pre-mRNA processing and other aspects of mRNA metabolism and transport. While all of the hnRNPs are present in the nucleus, some seem to shuttle between the nucleus and the cytoplasm. The hnRNP proteins have distinct nucleic acid binding properties. The protein encoded by this gene has three repeats of quasi-RRM domains that bind to RNAs. This protein also constitutes a monomer of the N-acetylglucosamine-specific receptor which is postulated to trigger selective recycling of immature GlcNAc-bearing thyroglobulin molecules. Alternative splicing results in multiple transcript variants. [provide

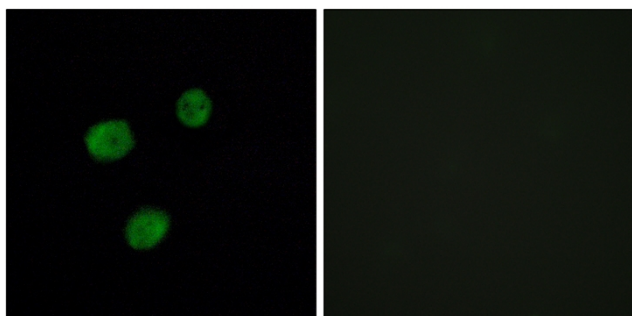
matters needing attention

Avoid repeated freezing and thawing!

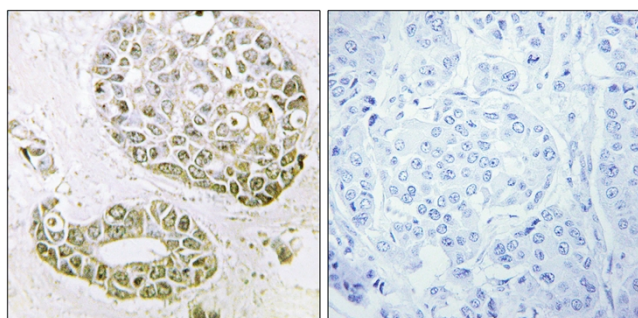
Usage suggestions

This product can be used in immunological reaction related experiments. For more information, please consult technical personnel.

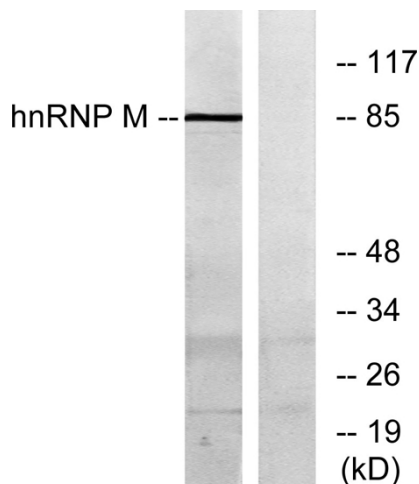
Products Images



Immunofluorescence analysis of MCF7 cells, using hnRNP M Antibody. The picture on the right is blocked with the synthesized peptide.



Immunohistochemistry analysis of paraffin-embedded human breast carcinoma tissue, using hnRNP M Antibody. The picture on the right is blocked with the synthesized peptide.



Western blot analysis of lysates from HT-29 cells, using hnRNP M Antibody. The lane on the right is blocked with the synthesized peptide.